

STARTER KIT

SHARED CHILDCARE

FAMILIES WORKING TOGETHER TO PROVIDE CHILDCARE

ABOUT THE PROJECT

Get together with the families on your street to find alternative ways of providing childcare.

This kit gives you the tools to create a safe place where parents have the opportunity to work flexibly, cook, exercise or take part in activities whilst sharing the responsibility of childcare.

Start planning with your neighbours and discover your childcare needs. Sharing your schedule and school runs will help you organise and figure out how you can help each other.

There are lots of reasons to consider shared childcare:

- Relieve tight schedules.
- Save on childcare costs.
- Build friendships.

Every One Every Day will provide you with the appropriate training required to confidently start organising on your street.



WHAT'S IN THE KIT



5

BOARD
GAMES



50

COLOURED
CARDS




50

COLOURING
PENS & PENCILS



1

FIRST AID KIT



PROMOTIONAL
MATERIALS



SUPPORT



WORKSHOP
& TRAINING



INSURANCE

WORKSHOPS & NETWORKS

To help with the planning and organising of your Tomorrow Today Street, a number of workshops have been designed and scheduled across a 5 week period. These workshops will be scheduled at different times and repeated each week so everybody has a chance to join in!

Workshops will be informative and informal, guiding you and your neighbours through the nitty gritty details of the projects work and how you can start them on your street.

Follow the link to keep updates: https://www.facebook.com/pg/weareeveryone.org/events/?ref=page_internal

HOW TO ORGANISE TOMORROW TODAY STREET

How to plan and organise a Tomorrow Today Street with your neighbours. Learn how to get others involved in your neighbourhood and start a team. We'll go through ways to asset map ideas to get you and your project started.

Some of the projects require online Health and Safety training which we will explain how to carry out and complete.




HOW WE WORK

Learn about our principles and how they can help you to make your project inclusive and welcoming to all of your neighbours as the project grows.



DIGITAL BRIEFINGS

Introduction to the digital tools you can use to support the Tomorrow Today Street projects. We'll go through the uses of different social media platforms and softwares, and follow easy steps.



INTRODUCTION TO SHARED CHILDCARE

Join this workshop to find out all the information and inspiration you need to start your own Shared Childcare project. You will get a look at what's included in the Starter Kit and look at different ways of getting local parents and families involved



SHARED CHILDCARE IN YOUR NEIGHBOURHOOD

In this workshop we'll discuss how to create a Shared Childcare Project that benefits local families. We'll talk about the things that we need to think about when deciding what Shared Childcare looks like and how it will work and be beneficial for local families.



THE BIGGER PICTURE



ABOUT EVERY ONE EVERY DAY

For the past two years Every One Every Day has been working with people across the borough, joining together to share skills, start projects and make friends. Residents have been pouring their creativity and energy into these projects, ranging from cooking, making, sewing, playing, growing, sharing, composting, film and writing.

WHAT IS EVERY ONE EVERY DAY ABOUT?

There are five high street shops around the borough and one large public makerspace called The Warehouse in Thames.

People pop in to have a cup of tea and share their project or collaborative business idea and then work with the design team.

Over the last two years the project has grown a large enthusiastic network of over 6000 local people, who are doing practical things together to make everyday life better for everyone.

So far more than 150 neighbourhood projects have started with lots of local people participating, with as much or as little support as needed, including cooking, beekeeping, growing, making, repairing and much more.

Many small things done by many people really add up, and really do make friendly, healthy and happy neighbourhoods.

Lots of wonderful things are being achieved by local people, families, friends and neighbours!

HOW DOES EVERY ONE EVERY DAY WORK?

Practical hands on ideas – not lots of meetings Every One Every Day builds on the ‘hands on’ projects that people have been creating over the last few years in their own neighbourhoods. These types of projects welcome people from all walks of life.

These projects include:

- Sharing skills, spaces and resources.
- Families working and playing together.
- Batch cooking and community meals.
- Food growing and tree planting.
- Trading, making and repairing.



HOW IT WORKS



1

APPLY TO BECOME A TOMORROW TODAY STREET WITH A SIMPLE FORM

2

TALK TO THE TEAM ABOUT HOW THE PROJECT WORKS

3

YOU'LL GET 3 STARTER KITS SENT TO YOU WHEN YOU CONFIRM

4

CREATE CONTACT LISTS THROUGH FLYERS AND POSTERS

5

START WORKING ON 3 PROJECTS WHEN THEY ARRIVE

6

ONLINE ACCREDITED TRAINING FOR YOUR TEAMS

7

LAUNCH STREET PARTY

8

HOLD WORKSHOPS WITH NEIGHBOURS TO SURFACE SKILLS AND IDEAS

9

CHOOSE FROM 21 OTHER PROJECTS WITH YOUR 20 POINTS

10

LEARN WITH OTHER TOMORROW TODAY STREETS



INCLUSIVE PRINCIPLES

HOW THE TOMORROW TODAY STREETS WILL WORK WITH NEIGHBOURS AND THE EVERY ONE EVERY DAY TEAM

1

**OPEN TO EVERYONE
- NOT EXCLUSIVE GROUPS OR CLUBS**

Anyone can start a Tomorrow Today Street, as long as you live in the borough you're ready to go! If you need help connecting with your neighbours to get started the Neighbourhood Shop Teams are ready to help.

2

EVERYONE IS VALUED, ON AN EQUAL FOOTING

The whole street matters! Starting a Tomorrow Today Street means creating space for everyone to have a say in picking projects, planning and taking part.

3

**PROJECTS THAT BENEFIT THE WHOLE STREET
- NOT JUST INDIVIDUAL HOUSEHOLDS**

The projects are designed to work together and benefit everyone in your street. The Starter Kits are full of great bits for everyone on your street to use, it's important to make sure that material and equipment are accessible and are easy to borrow and keep safe.

4

PRACTICAL SPEEDY WAYS OF WORKING IN PROJECT TEAMS - NOT COMMITTEES

It's important that when planning the projects to start on your street, you and your neighbours share responsibility and make decisions together so you can get started quickly. Different people will form small teams around each project, and those who are actively involved will have the most influence over the decisions.

5

**CHILDREN ENCOURAGED TO BE INVOLVED IN PRACTICAL PROJECTS AS MINI-MAKERS
- NOT JUST SPECTATORS**


There's always something for the kids! Across the 24 projects you'll find lots of activities that children and young people can host, take part in, learn from and enjoy! At Every One Every Day children are mini-makers, creating, learning and sharing their skills.

6

SUPPORT FROM EVERY ONE EVERY DAY

The Every One Every Day team will help you every step of the way. They will support your street with lots of tools, ideas and plans to kick off your Tomorrow Today Street the right way. We're learning and researching together to make everyday life better in your street.

TOOLS TO ACT




DIGITAL TOOLS

There are many digital tools you can use to help you and your neighbours stay organised, plan together, share ideas and show your street to the world.

You will learn exactly how each digital tool could help you and which one is best for your street in the Digital Briefing Workshop (see workshop section).

The every one every day team will help you set up to organise your tomorrow today streets using some of these platforms.



MIGHTY NETWORK

A social platform where you can organise as a street, document your progress and find all information regarding workshops.



WHATSAPP

A great app for sending instant messages and pictures, Whatsapp is a great tool to chat and organise with your neighbours.



INSTAGRAM

You can use Instagram as a photodiary, sharing lovely pictures of your street with family, friends and the world!



MONDAY.COM

A great planning website which will help you create task lists with deadlines and assign roles to each person on your team. You can create a Monday's board with your Street Mentor so they can help you plan and stay on track.




MURAL

A giant online notepad you can use to draw plans, create moodboards and workflows.

RESEARCH

SHARE THE STORY OF YOUR STREET



BECOMING A MEMBER OF EVERY ONE EVERY DAY

As your Tomorrow Today Street grows and more of your neighbours become involved, it's important that they become members of Every One Every Day so they are covered by the insurance policy and can take part in the programmes evaluation. A simple online digital sign up form has been created for you to share at sessions.

INTERESTING RESEARCH ROLES

Research isn't just about writing notes and recording numbers. You and your neighbours can take on different roles to keep track of your project and showcase all the amazing work you'll be doing together. The Photographer, The Counter, The Maker and The Writer are all roles for people to find creative ways to tell your streets story.

- What kind of resources or equipment are useful?
- The types of childcare needed.
- Kids views: Nominate some children to become researchers- asking the others; do they enjoy getting to know their neighbours and local children?
- The project in your words, how do you describe it? What has been the most effective invitation for new people getting involved?

EVERY ONE EVERY DAY PRIVACY POLICY


Download and share the privacy policy with neighbours taking part in sessions so they know exactly how their information will be used.

HEALTH & SAFETY

To ensure the safety of everyone, we ask that residents running Shared Childcare have certain training prior to the project starting. This is to align to our insurance policy - just incase!

We can provide all parents taking part in these projects the following training and safety checks.

*It is also recommended that parents keep a log of any children who have allergies etc




**ADVANCED
DBS CHECK**

**SAFEGUARDING
TRAINING**

**HEALTHY & SAFETY
/PAEDIATRIC
FIRST AID**

**FOOD
HYGIENE**

GETTING NEIGHBOURS INVOLVED



ROLES IN YOUR STREET

Tomorrow Today Street projects include a variety of roles that allows different people on your street to get involved in ways that best match their individual interests, skills and abilities. Here are some examples of roles that you might need for your street.

TEA MAKER

You will have the very important role of spreading positivity and putting smiles on faces by making and sharing warm beverages as everyone joins in with activities, sessions and games.

MEETER & GREETER

Help your neighbours feel welcomed as they show interest and join in with your project.

PHOTOGRAPHER

As the photographer, your role will be to capture memories and moments that shows your street as you take part in projects together. Ideas: how neighbours make decisions, how ideas grow and how much fun you have and what you learn during projects.




**GAMES MASTER
(HEAD OF GAMES)**



**BEE
BUDDY**



STORYTELLER



**CHICKEN
WHISPERER**



**FIRST
AIDER**



**PING PONG
PLAYER**



SHOPPER



**WASHER
UPPER**



COOK



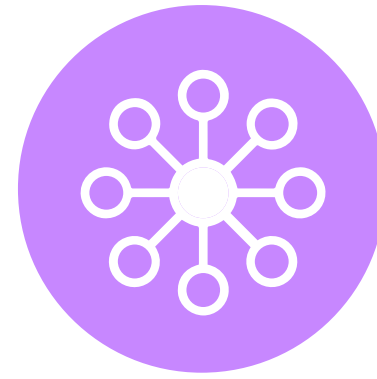
PHOTOGRAPHER



NATURE
LOVER



TEA
MAKER



CONNECTOR



RECYCLER



COMPOSTER




MEETER &
GREETER



CLOTHES
MENDER



FILM
MAKER



BADGE
MAKER



BAKER



KNITTER



WRITER



DIY
EXPERT



RESEARCHER



DOG
WALKER



LISTENER



MAKER

HOW TO COMMUNICATE

There are as many ways to communicate as there are ways to help each other out! For your group conversations, you can use a WhatsApp or Facebook group that everyone can join to stay up to date.

People over the world have different ways to talk to their neighbours, from putting up a note on their windows to writing nice messages on post-it notes... let your imagination fly!

A phone call to check in, a chat over the fence or on the street are also all good ways to share some neighbourliness.

For the less tech savvy amongst the group, these add a personal touch that all the other formats may not, so don't underestimate how far a text can go!

There are loads of ways to get neighbours involved, and a simple conversation is usually a good way to get things going. If there are neighbours you know that have children around a similar age, a knock on the door and a quick chat never goes a miss.

You can also put one or several posters up on your street to describe what the project is about and how your neighbours can get involved.

If your kids play out on the street anyway, just ask them to invite their friends and the other children they play with. Once you're up and running with a small group, you'll probably find word of mouth ends up doing a lot of the work for you.



WHATSAPP

Whatsapp groups have become very popular because they allow people to send and receive messages, pictures, videos and voice notes.

Your Street Mentor can help you moderate your group if you need or give you advice on how to manage the group.

LEAFLETS, POSTERS & NEWSPAPERS

Posting leaflets through doors, and putting posters in the area helps inform those who you may not reach through door knocking.

You can leaflet to get people involved in your Tomorrow Today Street or inform them of an upcoming event.

FACEBOOK

You may want to create a private Facebook page, it's a popular way people can share videos, photos and plan! It's also a good way to create events and keep track of whose coming along to sessions.

It's also a great way to save memory on your phones and computers by keeping it all online.

NEXT DOOR APP

The app is localised, so people living on nearby streets can recommend message each other, reach out for support or invite people to events.

GETTING OTHER PEOPLE INVOLVED

Don't forget that some of your neighbours might not be online so phone calls and chats over the fence or on the streets are also a good way to communicate and get people thinking about the future together.

It's really useful to have a way of staying in touch with everyone who's involved. Some people may want to be super involved, and others may want to help out for a little and take a pause, whatever the circumstance, you'll need to have an easy way to talk to each other.

BUDDY UP

There may be some people that aren't online, or have access to the internet that you've spoken to about the project.

To keep them in the loop, buddy that person up with someone who preferably lives nearby who can hand deliver the message, or give them a ring about important changes, meetings and fun goings-on.

GET INVITING

If your kids play out on the street anyway, just ask them to invite their friends and the other children they play with.

Once you're up and running with a small group, you'll probably find word of mouth ends up doing a lot of the work for you.



WEEKLY FAMILY MEET UPS

It's very easy for meetings to become a bit tiresome! But residents have developed all sorts of ways of keeping meetings light and efficient. They remain a great way of checking in, supporting each other and making group decisions to get things done!

- Set a time and try to stick to it.
- At the start of your meeting decide as a group what you want to discuss but leave space at the end for comments.
- Take it in turns keeping notes.
- If there is time prepare refreshments together.
- Bring inspirational prompts, you can even use music.

Remember this is a group project so we'll help to ensure no residents are left in a position whereby they're having to take on control of group decision-making and that opportunities are spread equally through the group.

MAKE MAGIC COMBINATIONS WITH NEIGHBOURS BY MIXING UP PROJECTS TOGETHER!



MINI BAKERS

**SHARED
CHILDCARE**

ARTS & CRAFT LABELS
FOR THE BREAD



LOAF

MINI LOAF MAKING



**WALKING
BUS**

DELIVER BREAD TO
NEIGHOURS ON THE
WAY TO SCHOOL



SHARING STORIES

**SHARED
CHILDCARE**

ACT OUT A STORY



**STORY
BOX**

READ TOGETHER



**PLAY
STREET**

PLAY GAMES LINKED
TO THE STORY

PROMOTIONAL MATERIALS

THESE BRIGHT AND COLOURFUL LEAFLETS AND POSTERS WILL HELP YOU GET YOUR NEIGHBOURS EXCITED AND LET THEM KNOW THEIR ROAD IS ABOUT TO BECOME A TOMORROW TODAY STREET!

INDOOR & OUTDOOR POSTERS

Waterproof and regular posters to catch your neighbours eye as they walk by. Pick a lamp post that gets a lot of traffic!

LEAFLETS

Pop these leaflets through your neighbours door.

NEWSPAPERS

Once you and two of your neighbours have started, you will be sent 30-50 newspapers to get even more people involved. The newspapers contain a breakdown of all 24 projects and all the introduction information.

CONTACT CARDS

A small card for you to write your name, email or phone number so your neighbours can get in touch to find out more.

OTHER MATERIALS

Posters, leaflets and social media are the best way to promote your event, you can place them on your street, at nearby cafes, communities spaces (such as libraries) and your front window.

It gives you the material to show people on your street the amazing things they can do and get involved in.


Our Every One Every Day shops will be more than happy to promote your event with posters and leaflets.

THIS KITS INCLUDES:

- Poster 1 & leaflet 1 which will help you get your neighbours with children to get excited about the project. It's also a good way to invite them to share their ideas.
- Leaflet 2 will help you connect with other parents know what you and others are planning and and get involved.




HOW WILL THIS WORK ON STREET



SHARED CHILD CARE IDEAS

BABYSITTING CIRCLE

A network of local parents who schedule babysitting between each other, which is flexible and free. Collaborating with neighbours and local parents, you can swap babysitting sessions to suit your needs. If you need childcare whilst you have your driving lesson, or you can babysit whilst another parent needs to go to an interview, there are many situations where having flexible and local childcare is a bonus.



BEFORE & AFTER SCHOOL ROTA

Collaborating with other local families you can take it in turns doing the school drop off and pick up. Families can create a rota between themselves. This could prove more convenient than the standard childcare available.

Remember, there's no one way of doing things. These are just a few ideas to get you going.



OTHER PROJECTS

If you have other ideas for your childcare sessions, there are lots of different things you could borrow from Every One Every Day, such as games, toys and musical instruments. If you have any neighbours that are a dab hand at sewing, there's plenty of material and sewing machines to make fancy dress costumes from and loads of other things at The Warehouse and neighbourhood shops you can make use of.

Shared Childcare works well with some of the other projects you can run on your street, Story Box, Play Street and Walking Bus. You can combine the resources of the four to do all sorts, so check them out.

You can also bring in elements from most other projects, imagine Chicken Little with actual chickens, or having a unicorn cake ready made from a Great Cook.

BENEFITS OF SHARED CHILDCARE

There are many benefits to starting a collaborative childcare circle. You can extend your support network, make new friends, exchange childcare ideas and parenting tips, have regular toy and clothes swaps. Create a more connected neighborhood where people know and look out for each other.



MORE TIME FOR PARENTS

Sharing childcare responsibilities allows parents and carers to take more time to themselves. Start a project, spend time with friends or just relax at home.

BUILDING FRIENDSHIPS

It's a great way for kids to make friends with the people who live nearby!

SAVE MONEY

Childcare can be very expensive, sharing the responsibilities is a great way to save money!

EXPERIENCE MORE

You learn a lot at home. Shared childcare is a great way to introduce your child to different cultures.

ENJOY THE PROJECT

IF YOU HAVE QUESTIONS
OR NEED ANY HELP, PLEASE
CONTACT ONE THE TEAM OR
VISIT THE WEBSITE.

[WWW.WEAREEVERYONE.ORG/
TOMORROWTODAY](http://WWW.WEAREEVERYONE.ORG/TOMORROWTODAY)