

STARTER KIT

# STORY BOX

BRINGING STORIES TO LIFE





# ABOUT THE PROJECT

Story Box is a time for kids and adults to read aloud from their favourite books and afterwards do fun and interesting activities linked to that story.

Whether it's their favourite childhood book or an exciting imaginative tale, it's all about listening and exploring your creativity through storytelling.

You can use the crafts in this toolkit and things from around your home, in the park and garden to come up with ways to imagine your stories.

Make characters out of card, turn cereal boxes into stages, use leaves and cotton wool to set the scene. There's no wrong way to have a Story Box, it's an experiment!

You don't have to start from scratch, you can find lots of craft ideas online and make them your own! Once you've told your story why not share it further than your street? You can make a video to share with others.



# WHAT'S IN THE KIT



2

30M PAPER  
ROLLS



150

COLOURED  
PIECES OF  
CARD



30

PAINT  
BRUSHES



8

POSTER  
PAINTS



2

POTS  
MODELLING  
CLAY



1

FIRST AID  
KIT



PROMOTIONAL  
MATERIALS



SUPPORT



WORKSHOP  
& TRAINING



INSURANCE



# WORKSHOPS & NETWORKS

To help with the planning and organising of your Tomorrow Today Street, a number of workshops have been designed and scheduled across a 5 week period. These workshops will be scheduled at different times and repeated each week so everybody has a chance to join in!

Workshops will be informative and informal, guiding you and your neighbours through the nitty gritty details of the projects work and how you can start them on your street.

Follow the link to keep updates: [https://www.facebook.com/pg/weareeveryone.org/events/?ref=page\\_internal](https://www.facebook.com/pg/weareeveryone.org/events/?ref=page_internal)

## HOW TO ORGANISE TOMORROW TODAY STREET

How to plan and organise a Tomorrow Today Street with your neighbours. Learn how to get others involved in your neighbourhood and start a team. We'll go through ways to asset map ideas to get you and your project started.

Some of the projects require online Health and Safety training which we will explain how to carry out and complete.



## HOW WE WORK

Learn about our principles and how they can help you to make your project inclusive and welcoming to all of your neighbours as the project grows.



## DIGITAL BRIEFINGS

Introduction to the digital tools you can use to support the Tomorrow Today Street projects. We'll go through the uses of different social media platforms and softwares, and follow easy steps.





## STORY BOX INTRODUCTION

Join this workshop to find out all the information and inspiration you need to get started with Story Box.

You will get a look at what's included in the starter kit and look at different ways of getting other families involved..



## RUNNING A STORY BOX


In this workshop, we'll look at different ways of running a Story Box, how you can prepare for yours and discuss what you'd like it to look like on your street.

Think of a story you'd like to use and we can think about what you could do with it.





# THE BIGGER PICTURE





# ABOUT EVERY ONE EVERY DAY

For the past two years Every One Every Day has been working with people across the borough, joining together to share skills, start projects and make friends. Residents have been pouring their creativity and energy into these projects, ranging from cooking, making, sewing, playing, growing, sharing, composting, film and writing.

## WHAT IS EVERY ONE EVERY DAY ABOUT?

There are five high street shops around the borough and one large public makerspace called The Warehouse in Thames.

People pop in to have a cup of tea and share their project or collaborative business idea and then work with the design team.

Over the last two years the project has grown a large enthusiastic network of over 6000 local people, who are doing practical things together to make everyday life better for everyone.

So far more than 150 neighbourhood projects have started with lots of local people participating, with as much or as little support as needed, including cooking, beekeeping, growing, making, repairing and much more.

Many small things done by many people really add up, and really do make friendly, healthy and happy neighbourhoods.

Lots of wonderful things are being achieved by local people, families, friends and neighbours!

## HOW DOES EVERY ONE EVERY DAY WORK?

Practical hands on ideas – not lots of meetings Every One Every Day builds on the ‘hands on’ projects that people have been creating over the last few years in their own neighbourhoods. These types of projects welcome people from all walks of life.

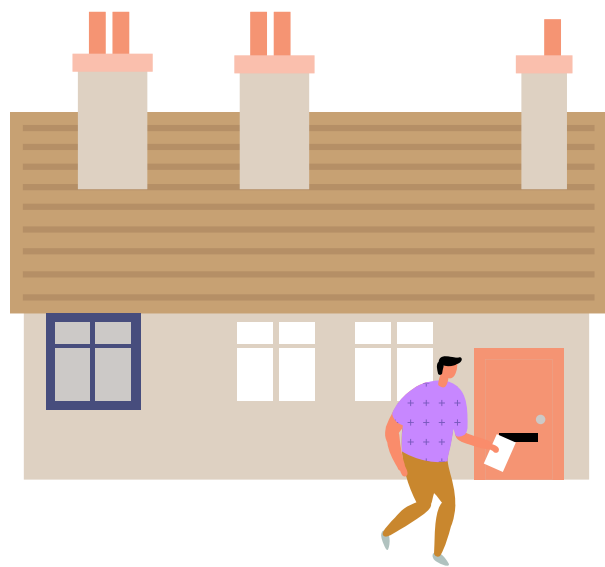
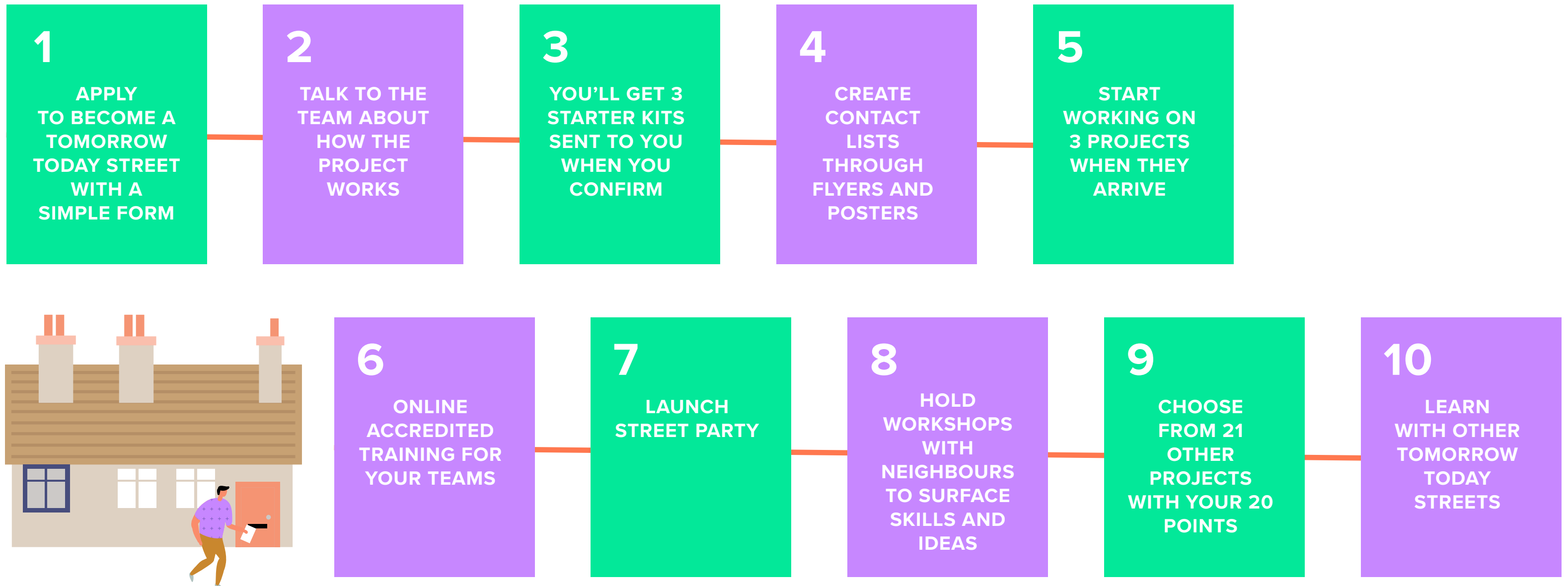
These projects include:

- Sharing skills, spaces and resources.
- Families working and playing together.
- Batch cooking and community meals.
- Food growing and tree planting.
- Trading, making and repairing.





# HOW IT WORKS





# INCLUSIVE PRINCIPLES

HOW THE TOMORROW TODAY STREETS WILL WORK WITH NEIGHBOURS AND THE EVERY ONE EVERY DAY TEAM

**1**

**OPEN TO EVERYONE  
- NOT EXCLUSIVE GROUPS OR CLUBS**

Anyone can start a Tomorrow Today Street, as long as you live in the borough you're ready to go! If you need help connecting with your neighbours to get started the Neighbourhood Shop Teams are ready to help.

**2**

**EVERYONE IS VALUED, ON AN EQUAL FOOTING**

The whole street matters! Starting a Tomorrow Today Street means creating space for everyone to have a say in picking projects, planning and taking part.

**3**

**PROJECTS THAT BENEFIT THE WHOLE STREET  
- NOT JUST INDIVIDUAL HOUSEHOLDS**

The projects are designed to work together and benefit everyone in your street. The Starter Kits are full of great bits for everyone on your street to use, it's important to make sure that material and equipment are accessible and are easy to borrow and keep safe.

**4**

**PRACTICAL SPEEDY WAYS OF WORKING IN PROJECT TEAMS - NOT COMMITTEES**

It's important that when planning the projects to start on your street, you and your neighbours share responsibility and make decisions together so you can get started quickly. Different people will form small teams around each project, and those who are actively involved will have the most influence over the decisions.

**5**

**CHILDREN ENCOURAGED TO BE INVOLVED IN PRACTICAL PROJECTS AS MINI-MAKERS  
- NOT JUST SPECTATORS**

There's always something for the kids! Across the 24 projects you'll find lots of activities that children and young people can host, take part in, learn from and enjoy! At Every One Every Day children are mini-makers, creating, learning and sharing their skills.

**6**

**SUPPORT FROM EVERY ONE EVERY DAY**


The Every One Every Day team will help you every step of the way. They will support your street with lots of tools, ideas and plans to kick off your Tomorrow Today Street the right way. We're learning and researching together to make everyday life better in your street.







# TOOLS TO ACT






# DIGITAL TOOLS

There are many digital tools you can use to help you and your neighbours stay organised, plan together, share ideas and show your street to the world.

You will learn exactly how each digital tool could help you and which one is best for your street in the Digital Briefing Workshop (see workshop section).

The every one every day team will help you set up to organise your tomorrow today streets using some of these platforms.



## MIGHTY NETWORK

A social platform where you can organise as a street, document your progress and find all information regarding workshops.



## WHATSAPP

A great app for sending instant messages and pictures, Whatsapp is a great tool to chat and organise with your neighbours.



## INSTAGRAM

You can use Instagram as a photodiary, sharing lovely pictures of your street with family, friends and the world!



## MONDAY.COM

A great planning website which will help you create task lists with deadlines and assign roles to each person on your team. You can create a Monday's board with your Street Mentor so they can help you plan and stay on track.




## MURAL

A giant online notepad you can use to draw plans, create moodboards and workflows.



# RESEARCH

SHARE THE STORY OF YOUR STREET



**BECOMING A MEMBER OF EVERY ONE EVERY DAY**

As your Tomorrow Today Street grows and more of your neighbours become involved, it's important that they become members of Every One Every Day so they are covered by the insurance policy and can take part in the programmes evaluation. A simple online digital sign up form has been created for you to share at sessions.

**INTERESTING RESEARCH ROLES**

Research isn't just about writing notes and recording numbers. You and your neighbours can take on different roles to keep track of your project and showcase all the amazing work you'll be doing together. The Photographer, The Counter, The Maker and The Writer are all roles for people to find creative ways to tell your streets story.

- How many people attended?
- Foods/drinks contributions.
- Extra toys people brought with them?
- New people who would like to organise a Story Box.
- Kids' views: Nominate some children to become researchers- asking the others what they enjoyed, what they were less fond of and what they'd like to see next time.

**EVERY ONE EVERY DAY PRIVACY POLICY**

Download and share the privacy policy with neighbours taking part in sessions so they know exactly how their information will be used.



# HEALTH & SAFETY

There is some training and checks that the organisers of the project will need to undertake before running sessions.

These are First Aid and Safeguarding training, which can each be done in a few hours online. You'll also need DBS checks which means completing a form and showing two forms of ID to a member of the Every One Every Day team.

If you already have a DBS check or have done the training in the past and have a certificate, you don't need to worry about doing it again, just show them to your street mentor.

Doing this means you'll be covered by our insurance - just in case.

## HOW CAN WE HELP?



**FIRST AID  
TRAINING**


**SAFE GUARDING  
TRAINING**

**FIRST AID  
KIT**

**DBS CHECK**



# GETTING NEIGHBOURS INVOLVED





# ROLES IN YOUR STREET

Tomorrow Today Street projects include a variety of roles that allows different people on your street to get involved in ways that best match their individual interests, skills and abilities. Here are some examples of roles that you might need for your street.

## TEA MAKER

You will have the very important role of spreading positivity and putting smiles on faces by making and sharing warm beverages as everyone joins in with activities, sessions and games.

## MEETER & GREETER

Help your neighbours feel welcomed as they show interest and join in with your project.

## PHOTOGRAPHER

As the photographer, your role will be to capture memories and moments that shows your street as you take part in projects together. Ideas: how neighbours make decisions, how ideas grow and how much fun you have and what you learn during projects.




**GAMES MASTER  
(HEAD OF GAMES)**



**BEE  
BUDDY**



**STORYTELLER**



**CHICKEN  
WHISPERER**



**FIRST  
AIDER**



**PING PONG  
PLAYER**



**SHOPPER**



**WASHER  
UPPER**



**COOK**





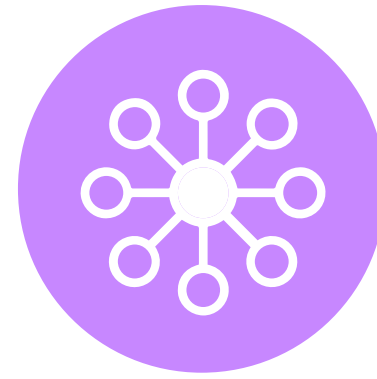
PHOTOGRAPHER



NATURE  
LOVER



TEA  
MAKER



CONNECTOR



RECYCLER



COMPOSTER




MEETER &  
GREETER



CLOTHES  
MENDER



FILM  
MAKER



BADGE  
MAKER



BAKER



KNITTER



WRITER



DIY  
EXPERT



RESEARCHER



DOG  
WALKER



LISTENER



MAKER

# HOW TO COMMUNICATE

There are as many ways to communicate as there are ways to help each other out! For your group conversations, you can use a WhatsApp or Facebook group that everyone can join to stay up to date.

People over the world have different ways to talk to their neighbours, from putting up a note on their windows to writing nice messages on post-it notes... let your imagination fly!

A phone call to check in, a chat over the fence or on the street are also all good ways to share some neighbourliness.

For the less tech savvy amongst the group, these add a personal touch that all the other formats may not, so don't underestimate how far a text can go!

There are loads of ways to get neighbours involved, and a simple conversation is usually a good way to get things going. If there are neighbours you know that have children around a similar age, a knock on the door and a quick chat never goes a miss .

You can also put one or several posters up on your street to describe what the project is about and how your neighbours can get involved.

Schools, nurseries and playgroups are another great way to invite people to your Story Box. Chat to the other parents at the school gate to see whether they're interested. Schools will also often spread the word through parent mail and their newsletter if you ask them. Kids themselves are probably the best way of inviting people, just ask them to invite their classmates.



## WHATSAPP

Whatsapp groups have become very popular because they allow people to send and receive messages, pictures, videos and voice notes.

Your Street Mentor can help you moderate your group if you need or give you advice on how to manage the group.

## LEAFLETS, POSTERS & NEWSPAPERS

Posting leaflets through doors, and putting posters in the area helps inform those who you may not reach through door knocking.

You can leaflet to get people involved in your Tomorrow Today Street or inform them of an upcoming event.

## FACEBOOK

You may want to create a private Facebook page, it's a popular way people can share videos, photos and plan! It's also a good way to create events and keep track of those coming along to sessions.

It's also a great way to save memory on your phones and computers by keeping it all online.

## NEXT DOOR APP

The app is localised, so people living on nearby streets can recommend message each other, reach out for support or invite people to events.



# GETTING OTHER PEOPLE INVOLVED

Don't forget that some of your neighbours might not be online so phone calls and chats over the fence or on the streets are also a good way to communicate and get people thinking about the future together.

It's really useful to have a way of staying in touch with everyone who's involved. Some people may want to be super involved, and others may want to help out for a little and take a pause, whatever the circumstance, you'll need to have an easy way to talk to each other.

## BUDDY UP

There may be some people that aren't online, or have access to the internet that you've spoken to about the project. To keep them in the loop, buddy that person up with someone who preferably lives nearby who can hand deliver the message, or give them a ring about important changes, meetings and fun goings-on.



## MEETINGS

It's very easy for meetings to become a bit tiresome! But by asking everyone at the beginning if they need any time from the meeting to think things through, give an update, come up with ideas together, try to gather this at the start and allocate time for each individual request. You'll soon see that you've created an entire meeting content together!

Planning and attending meetings can be a bit tiring. So it's best if meetings are kept to a minimum. However, if you would like to meet with your team, it's best if everyone has a chance to share. You could message people beforehand to find out what questions they have or do this together at the beginning of the meeting. You'll soon see that you've created an entire meeting content together!



# MAKE MAGIC COMBINATIONS WITH NEIGHBOURS BY MIXING UP PROJECTS TOGETHER!



## STORIES ON THE GRASS

### STORY BOX

STORIES IN THE PARK



### REWILDING BEES & FLOWER

SEED BOMB FOR BEES



### SHARED CHILDCARE

FUN ACTIVITY FOR  
CHILDCARE



## SHARING STORIES

### STORY BOX

ACT OUT A STORY



### PLAY STREET

TAKE A BREAK AND PLAY



### SHARING STUFF

SHARE BOOKS & TOYS



# PROMOTIONAL MATERIALS

These bright and colourful leaflets and posters will help you get your neighbours excited and let them know their road is about to become a Tomorrow Today Street!

## INDOOR & OUTDOOR POSTERS

Waterproof and regular posters to catch your neighbours eye as they walk by. Pick a lamp post that gets a lot of traffic!

## LEAFLETS

Pop these leaflets through your neighbours door.

## NEWSPAPERS

Once you and two of your neighbours have started, you will be sent 30-50 newspapers to get even more people involved. The newspapers contain a breakdown of all 24 projects and all the introduction information.

## CONTACT CARDS

A small card for you to write your name, email or phone number so your neighbours can get in touch to find out more.



# OTHER MATERIALS

Posters, leaflets and social media are the best way to promote your event, you can place them on your street, at nearby cafes, communities spaces (such as libraries) and your front window.

Putting up posters and handing out leaflets are great ways to promote your Story Box. You can place them in community spaces, shops & cafes, in your front window and school notice boards. The leaflets can easily be put through people's letterboxes, or handed personally with a quick knock on the door to chat.

Our Every One Every Day shops will be more than happy to promote your event with posters and leaflets.


## THIS KITS INCLUDES:

- Poster 1 & leaflet 1 which will help you get your neighbours excited about the project. It's also a good way to invite them to share their ideas.
- Poster 2 which will help you promote the Story Box session which is reeditable to add your own dates, times & locations.





# HOW WILL THIS WORK ON STREET



# IDEAS TO HELP YOU

There are all sorts of ways this can work on your street and how it works may change depending the size of your Story Box session. Here are a few things you'll need to consider when getting ready.

## WHERE CAN YOU HOLD YOUR SESSIONS?

There doesn't need to be a set place, if you're comfortable it can be in each others homes or gardens. Local spaces such as community centres or libraries ususally have a storytelling corner you can book - or why not ask the local school if they have a space.

Local parks or a green spaces nearby are perfect for when the Sun's out and the Every One Every Day shops will also happily have you.

If you need any help in finding a space contact your Street Mentor.



## WHEN IS THE BEST TIME FOR EVERYONE?

This is one of the tricker elements of planning sessions. If you have a large group, it's unlikely that you'll find a time which suits everyone perfectly.

Timings will also change depending on whether the kids are at school or not. You don't have to have a set time for every session, but if that works for everyone you can. There's nothing wrong with trying sessions at different times and finding out what works best.

Keeping in regular contact over Whatsapp and Facebook will help, and running polls might be the fairest way to decide.



## WHO IS GOING TO HOST SESSIONS?

Bear in mind some people may be more or less confident than others at hosting to begin with and that's fine. Everyone can still get involved, and there are lots of other things to do.

Choosing the story, designing storytelling props, helping the children to play along and figuring out how to make your own books - there's lots to do!

These roles can change from session to session, and maybe you can make a rota to keep track of everything. It can be fun to take it in turns and share your ideas with each other.





## BOOKS

You don't actually need a book, just a story. This can be something that the parents or children have come up with, a session based on an imaginary story can be really fun. But books are also great, and there are loads of extra benefits from including them such as improving reading, listening and writing skills.

Story Box is a fantastic reason to make use of the local library or to share books you already own with your neighbours on the street. You could start a book swap, or a mini library.

You could even use a session to make your own book. If you don't already have a library card why not apply for one? It's easy to do, just follow the link: <https://www.lbbd.gov.uk/join-a-library>



## EQUIPMENT

With your Starter Kit your street will receive lots of child friendly arts and crafts equipment. Loads of crayons, paints & pens for all your colouring needs. Plenty of paper and card, as well as glue and plasticine.

You should also have the glue guns, decorations, plastic cups and plates left over from your Street Party to make use of.

If you have other ideas for your sessions, there are lots of different things you could borrow from Every One Every Day, such as games, toys and musical instruments.

If you have any neighbours that are a dab hand at sewing, there's plenty of material and sewing machines to make fancy dress costumes from and loads of other things at The Warehouse and Neighbourhood Shops you can make use of.



## OTHER PROJECTS

Story Box works well with some of the other projects you can run on your street, particularly Shared Childcare, Play Street and Walking Bus. You can combine the resources of the four to do all sorts, so check them out.

You can also bring in elements from most other projects, imagine Chicken Little with actual chickens, or having Bruce Bogtrotters cake from Matilda ready made from a Great Cook.



# PREVIOUS STORY BOXES

Story Box has been running for a couple of years now so there are lots of exciting examples from other residents that you can use. Three are shared below but your Street Mentor will have lots of others!

## Example 1 - Arty's Portrait

In a Story Box session, two friends presented a book they had written. The story followed a tortoise as he painted his woodland friends. To capture the children's imagination, they prepared two creative exercises.

The children began by decorating figurines and posed in a homemade photobooth! of the characters to follow the story as it was read aloud. Once they finished reading, the group moved on to colouring in tortoise shells made out of paper plates. At the end the children dressed up as the different animals and pose in the ad hoc photo booth.

## Example 2 - Giraffes Can't Dance

This was based on 'Giraffes Can't Dance', a book about finding your confidence and trying new things. The resident wanted to encourage children to come out of their shell through dance and gain confidence, make friendships and encourage creativity.

Over a number of sessions outside during the summer months, they held dance sessions and children made animal masks out of cardboard, old milk bottles and some paint/crayons. Hosting the activity outside allowed the children to really let loose.

Throughout the activities, kids learned animal names from around the world, played with craft techniques and experimented with making and reclaiming.

## Example 3 - Charlie and the Chocolate Factory

Using 'Charlie and the Chocolate Factory' a Story Box was held over two sessions. The first had the children decorating biscuits with chocolate and sweets to recreate the sweets from the book.

In the second session the children made their own version of the Chocolate Factory using waste cardboard, cereal boxes, plastic and paper mâché.

Remember, there's no one way of doing things. These are just a few ideas to get you going.





# ENJOY THE PROJECT

IF YOU HAVE QUESTIONS  
OR NEED ANY HELP, PLEASE  
CONTACT ONE THE TEAM OR  
VISIT THE WEBSITE.

[WWW.WEAREEVERYONE.ORG/  
TOMORROWTODAY](http://WWW.WEAREEVERYONE.ORG/TOMORROWTODAY)