

STARTER KIT

PLAY STREET

STOPPING TRAFFIC ON YOUR STREET FOR PLAY

ABOUT THE PROJECT

Play Streets are an opportunity to stop traffic on your road for the afternoon and turn your street into a playground.

Every One Every Day will help you arrange with the council to close your road and in this kit you'll find everything you need for an afternoon of fun!

Imagine there were no cars coming down your road, cul-de-sac or estate what kinds of games would you play?

Would you like music? What games can kids and adults play together? There are so many possibilities.

Everyone can be involved, bringing out food, drinks, toys and games to share. It's a great way to enjoy time with the people living around you!

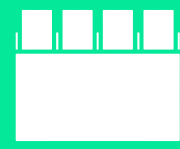


WHAT'S IN THE KIT



2

LONG SKIPPING
ROPES



32

PAVEMENT
CHALKS



8

BALLS



8

STREET
CONES




1

OUTSIDE
STORAGE BOX



1

FIRST AID
KIT



PROMOTIONAL
MATERIALS



SUPPORT



WORKSHOP
& TRAINING



INSURANCE

WORKSHOPS & NETWORKS

To help with the planning and organising of your Tomorrow Today Street, a number of workshops have been designed and scheduled across a 5 week period. These workshops will be scheduled at different times and repeated each week so everybody has a chance to join in!

Workshops will be informative and informal, guiding you and your neighbours through the nitty gritty details of the projects work and how you can start them on your street.

Follow the link to keep updates: https://www.facebook.com/pg/weareeveryone.org/events/?ref=page_internal

HOW TO ORGANISE TOMORROW TODAY STREET

How to plan and organise a Tomorrow Today Street with your neighbours. Learn how to get others involved in your neighbourhood and start a team. We'll go through ways to asset map ideas to get you and your project started.

Some of the projects require online Health and Safety training which we will explain how to carry out and complete.



HOW WE WORK

Learn about our principles and how they can help you to make your project inclusive and welcoming to all of your neighbours as the project grows.



DIGITAL BRIEFINGS

Introduction to the digital tools you can use to support the Tomorrow Today Street projects. We'll go through the uses of different social media platforms and softwares, and follow easy steps.



PLAY STREET INTRODUCTION

Join this workshop to find out all the information and inspiration you need to get ready for running your Play Street. You will get a look at what's included in the starter kit and how you can organise a Play Street where you live.



WAYS TO PLAY

In this workshop we'll discuss the different ways that Play Street can be run, how to make an area that is full of fun and what games and activities can be put on. We'll also look at how we can make sure the little ones stay safe, and things that need to be considered around this.



NICE EXTRAS

In this workshop we'll talk about some of the extra things that can make a Play Street even more exciting. We'll look at how we can prepare food for the day, how we can include those who might not want to get as involved in the play, and how to keep up excitement after the event.



THE BIGGER PICTURE



ABOUT EVERY ONE EVERY DAY

For the past two years Every One Every Day has been working with people across the borough, joining together to share skills, start projects and make friends. Residents have been pouring their creativity and energy into these projects, ranging from cooking, making, sewing, playing, growing, sharing, composting, film and writing.

WHAT IS EVERY ONE EVERY DAY ABOUT?

There are five high street shops around the borough and one large public makerspace called The Warehouse in Thames.

People pop in to have a cup of tea and share their project or collaborative business idea and then work with the design team.

Over the last two years the project has grown a large enthusiastic network of over 6000 local people, who are doing practical things together to make everyday life better for everyone.

So far more than 150 neighbourhood projects have started with lots of local people participating, with as much or as little support as needed, including cooking, beekeeping, growing, making, repairing and much more.

Many small things done by many people really add up, and really do make friendly, healthy and happy neighbourhoods.

Lots of wonderful things are being achieved by local people, families, friends and neighbours!

HOW DOES EVERY ONE EVERY DAY WORK?

Practical hands on ideas – not lots of meetings Every One Every Day builds on the ‘hands on’ projects that people have been creating over the last few years in their own neighbourhoods. These types of projects welcome people from all walks of life.

These projects include:

- Sharing skills, spaces and resources.
- Families working and playing together.
- Batch cooking and community meals.
- Food growing and tree planting.
- Trading, making and repairing.



HOW IT WORKS



1
APPLY TO BECOME A TOMORROW TODAY STREET WITH A SIMPLE FORM

2
TALK TO THE TEAM ABOUT HOW THE PROJECT WORKS

3
YOU'LL GET 3 STARTER KITS SENT TO YOU WHEN YOU CONFIRM

4
CREATE CONTACT LISTS THROUGH FLYERS AND POSTERS

5
START WORKING ON 3 PROJECTS WHEN THEY ARRIVE



6
ONLINE ACCREDITED TRAINING FOR YOUR TEAMS

7
LAUNCH STREET PARTY

8
HOLD WORKSHOPS WITH NEIGHBOURS TO SURFACE SKILLS AND IDEAS

9
CHOOSE FROM 21 OTHER PROJECTS WITH YOUR 20 POINTS

10
LEARN WITH OTHER TOMORROW TODAY STREETS

INCLUSIVE PRINCIPLES

HOW THE TOMORROW TODAY STREETS WILL WORK WITH NEIGHBOURS AND THE EVERY ONE EVERY DAY TEAM

1

**OPEN TO EVERYONE
- NOT EXCLUSIVE GROUPS OR CLUBS**

Anyone can start a Tomorrow Today Street, as long as you live in the borough you're ready to go! If you need help connecting with your neighbours to get started the Neighbourhood Shop Teams are ready to help.

2

EVERYONE IS VALUED, ON AN EQUAL FOOTING

The whole street matters! Starting a Tomorrow Today Street means creating space for everyone to have a say in picking projects, planning and taking part.

3

**PROJECTS THAT BENEFIT THE WHOLE STREET
- NOT JUST INDIVIDUAL HOUSEHOLDS**

The projects are designed to work together and benefit everyone in your street. The Starter Kits are full of great bits for everyone on your street to use, it's important to make sure that material and equipment are accessible and are easy to borrow and keep safe.

4

PRACTICAL SPEEDY WAYS OF WORKING IN PROJECT TEAMS - NOT COMMITTEES

It's important that when planning the projects to start on your street, you and your neighbours share responsibility and make decisions together so you can get started quickly. Different people will form small teams around each project, and those who are actively involved will have the most influence over the decisions.

5

**CHILDREN ENCOURAGED TO BE INVOLVED IN PRACTICAL PROJECTS AS MINI-MAKERS
- NOT JUST SPECTATORS**

There's always something for the kids! Across the 24 projects you'll find lots of activities that children and young people can host, take part in, learn from and enjoy! At Every One Every Day children are mini-makers, creating, learning and sharing their skills.

6

SUPPORT FROM EVERY ONE EVERY DAY

The Every One Every Day team will help you every step of the way. They will support your street with lots of tools, ideas and plans to kick off your Tomorrow Today Street the right way. We're learning and researching together to make everyday life better in your street.

BIG TEAMING ON YOUR STREET

Every person on your street has something amazing they can contribute to making your Tomorrow Today Street wonderful! Big teaming is a different way of working, the aim is to get as many people in your street benefiting and contributing from these practical projects as soon you can.

Often with neighbourhood projects committees are established to control and direct activity. This is mostly done because small groups may be managing money and some kind of governance is required. Working through committees often leaves people working on them exhausted, it can slow things down, and make it hard to move things from talking to action and cause people to lose interest.

The Tomorrow Today Street project is set up so that people can get things done and done quickly, not wasting any precious enthusiasm.

The Starter Kits come complete with equipment, materials, insurance and support so there is no need for governance around money in the usual way.

The aim of big teaming is to allow smaller groups of people to collaborate together on individual projects that engage their skills and ideas and fit within their daily life. For example 4 people may come together to start a bread making project like Loaf — that bakes regularly and shares this bread with neighbours. Another set of neighbours may come together to plant and look after an orchard, share the harvest or arrange jam making. A group of parents may collaborate to start a walking bus.


As the teams and projects grow - many people will participate and be involved, get to know their neighbours and share ideas, food, skills and friendships.

Every Tomorrow Today Street has automatic projects which will help neighbours get to know one another better. Decisions will


need to be made about which other projects will be chosen for your street.

A Every One Every Day team will arrange a workshop for your street where this can be discussed and projects chosen. Importantly, skills and enthusiasms will need to be gathered from people who attend the workshop and those who couldn't make it.

If three people come forward during this process and want to start one of the projects together, all efforts should be made to make this happen as quickly as possible.



TOOLS TO ACT




DIGITAL TOOLS

There are many digital tools you can use to help you and your neighbours stay organised, plan together, share ideas and show your street to the world.

You will learn exactly how each digital tool could help you and which one is best for your street in the Digital Briefing Workshop (see workshop section).

The every one every day team will help you set up to organise your tomorrow today streets using some of these platforms.



MIGHTY NETWORK

A social platform where you can organise as a street, document your progress and find all information regarding workshops.



WHATSAPP

A great app for sending instant messages and pictures, Whatsapp is a great tool to chat and organise with your neighbours.



INSTAGRAM

You can use Instagram as a photodiary, sharing lovely pictures of your street with family, friends and the world!



MONDAY.COM

A great planning website which will help you create task lists with deadlines and assign roles to each person on your team. You can create a Monday's board with your Street Mentor so they can help you plan and stay on track.




MURAL

A giant online notepad you can use to draw plans, create moodboards and workflows.

RESEARCH

SHARE THE STORY OF YOUR STREET



BECOMING A MEMBER OF EVERY ONE EVERY DAY

As your Tomorrow Today Street grows and more of your neighbours become involved, it's important that they become members of Every One Every Day so they are covered by the insurance policy and can take part in the programmes evaluation. A simple online digital sign up form has been created for you to share at sessions.

INTERESTING RESEARCH ROLES

Research isn't just about writing notes and recording numbers. You and your neighbours can take on different roles to keep track of your project and showcase all the amazing work you'll be doing together. The Photographer, The Counter, The Maker and The Writer are all roles for people to find creative ways to tell your streets story.

- What kind of resources or equipment were useful?
- Photos of the day.
- Games you've played or invented.
- Kids' views: Nominate some children to become researchers- asking the others what they enjoyed, what they were less fond of and what they'd like to see next time.
- The project in your words, how do you describe it, what has been your favourite memories?

EVERY ONE EVERY DAY PRIVACY POLICY

Download and share the privacy policy with neighbours taking part in sessions so they know exactly how their information will be used.

HEALTH & SAFETY

There is some training and checks that the organisers of the Play Street will need to undertake before the day.

These are:

FIRST AID AND SAFEGUARDING TRAINING

These can be done in a few hours online.

DBS CHECKS

This requires completing a form and showing two forms of ID to a member of the Every One Every Day team. If you already have a DBS check or have done the training in the past and have a certificate, you don't need to worry about doing them again, just show them to a member of the team.

Doing this means you'll be covered by our insurance - just in case.


You'll also receive:

FIRST AID KIT

At least a couple of people in the team will have completed the First Aid Training so you'll definitely have people that can be designated as First Aiders. It doesn't have to be them, maybe there are nurses or paramedics already living on your street that want to help out. Whoever it is, it's good to make sure that they're easy to find and run to for help on the day, in case of scrapes or bruises.



GETTING NEIGHBOURS INVOLVED



ROLES IN YOUR STREET

Tomorrow Today Street projects include a variety of roles that allows different people on your street to get involved in ways that best match their individual interests, skills and abilities. Here are some examples of roles that you might need for your street.

TEA MAKER

You will have the very important role of spreading positivity and putting smiles on faces by making and sharing warm beverages as everyone joins in with activities, sessions and games.

MEETER & GREETER

Help your neighbours feel welcomed as they show interest and join in with your project.

PHOTOGRAPHER

As the photographer, your role will be to capture memories and moments that shows your street as you take part in projects together. Ideas: how neighbours make decisions, how ideas grow and how much fun you have and what you learn during projects.




**GAMES MASTER
(HEAD OF GAMES)**



**BEE
BUDDY**



STORYTELLER



**CHICKEN
WHISPERER**



**FIRST
AIDER**



**PING PONG
PLAYER**



SHOPPER



**WASHER
UPPER**



COOK



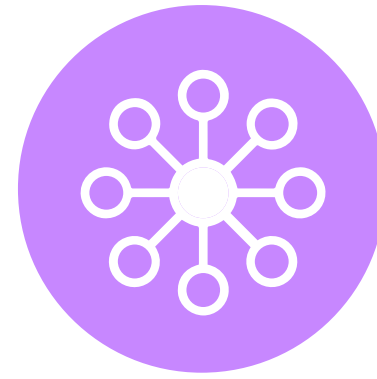
PHOTOGRAPHER



NATURE
LOVER



TEA
MAKER



CONNECTOR



RECYCLER



COMPOSTER




MEETER &
GREETER



CLOTHES
MENDER



FILM
MAKER



BADGE
MAKER



BAKER



KNITTER



WRITER



DIY
EXPERT



RESEARCHER



DOG
WALKER



LISTENER



MAKER

HOW TO COMMUNICATE

There are as many ways to communicate as there are ways to help each other out! For your group conversations, you can use a WhatsApp or Facebook group that everyone can join to stay up to date.

People over the world have different ways to talk to their neighbours, from putting up a note on their windows to writing nice messages on post-it notes... let your imagination fly!

A phone call to check in, a chat over the fence or on the street are also all good ways to share some neighbourliness.

For the less tech savvy amongst the group, these add a personal touch that all the other formats may not, so don't underestimate how far a text can go!

There are loads of ways to get neighbours involved, and a simple conversation is usually a good way to get things going. If there are neighbours you know that have children around a similar age, a knock on the door and a quick chat never goes a miss.

You can also put one or several posters up on your street to describe what the project is about and how your neighbours can get involved.



WHATSAPP

Whatsapp groups have become very popular because they allow people to send and receive messages, pictures, videos and voice notes.

Your Street Mentor can help you moderate your group if you need or give you advice on how to manage the group.

LEAFLETS, POSTERS & NEWSPAPERS

Posting leaflets through doors, and putting posters in the area helps inform those who you may not reach through door knocking.

You can leaflet to get people involved in your Tomorrow Today Street or inform them of an upcoming event.

FACEBOOK

You may want to create a private Facebook page, it's a popular way people can share videos, photos and plan! It's also a good way to create events and keep track of those coming along to sessions.

It's also a great way to save memory on your phones and computers by keeping it all online.

NEXT DOOR APP

The app is localised, so people living on nearby streets can recommend message each other, reach out for support or invite people to events.

GETTING OTHER PEOPLE INVOLVED

Don't forget that some of your neighbours might not be online so phone calls and chats over the fence or on the streets are also a good way to communicate and get people thinking about the future together.

It's really useful to have a way of staying in touch with everyone who's involved. Some people may want to be super involved, and others may want to help out for a little and take a pause, whatever the circumstance, you'll need to have an easy way to talk to each other.

BUDDY UP

There may be some people that aren't online, or don't have access to the internet that you've spoken to about the project. To keep them in the loop, buddy that person up with someone who preferably lives nearby that can hand deliver the message, or give them a ring about important changes, meetings and fun goings-on.

CHALK

Chalk comes with your kit. If you want to get creative you can let people know with messages underneath their feet.

Kids can get involved and neighbours might stop and ask what they're doing. It will wash off in the rain so you can do it again and again.

If you have children who play out on the street, just ask them to invite the other kids who play outside. Once you're up and running with a small group, you'll probably find word of mouth ends up doing a lot of the work for you!

SCHOOLS, NERSERIES AND PLAYGROUNDS

Schools, nurseries and playgroups are another great way to invite people to your Play Street. Chat to the other parents at the school gate to see whether they're interested. Schools will also often spread the word through parent mail and their newsletter if you ask them to. Kids themselves are probably the best way of inviting people, just ask them to invite their classmates.

MEETINGS

It's very easy for meetings to become a bit tiresome! But residents have developed all sorts of ways of keeping meetings light and efficient. They remain a great way of checking in, supporting each other and making group decisions to get things done!

- Set a time and try to stick to it.
- At the start of your meeting decide as a group what you want to discuss but leave space at the end for comments.
- Take it in turns keeping notes.
- If there is time prepare refreshments together.
- Bring inspirational prompts, you can even use music.

Remember this is a group project so we'll help to ensure no residents are left in a position whereby they're having to take on control of group decision-making and that opportunities are spread equally through the group.

MAKE MAGIC COMBINATIONS WITH NEIGHBOURS BY MIXING UP PROJECTS TOGETHER!



PIZZA PARTY

**PLAY
STREET**
IN THE PARK



**STREET
PARTY**
ITALIAN STYLE



**OPEN
CORNERS**
PLANTED WITH
TOMATOES & HERBS



SHARING STORIES

**PLAY
STREET**
TAKE A BREAK
& PLAY



**STORY
BOX**
ACT OUT A STORY



**SHARING
STUFF**
SHARE BOOKS &
TOYS

PROMOTIONAL MATERIALS

THESE BRIGHT AND COLOURFUL LEAFLETS AND POSTERS WILL HELP YOU GET YOUR NEIGHBOURS EXCITED AND LET THEM KNOW THEIR ROAD IS ABOUT TO BECOME A TOMORROW TODAY STREET!

INDOOR & OUTDOOR POSTERS

Waterproof and regular posters to catch your neighbours eye as they walk by. Pick a lamp post that gets a lot of traffic!

LEAFLETS

Pop these leaflets through your neighbours door.

NEWSPAPERS

Once you and two of your neighbours have started, you will be sent 30-50 newspapers to get even more people involved. The newspapers contain a breakdown of all 24 projects and all the introduction information.

CONTACT CARDS

A small card for you to write your name, email or phone number so your neighbours can get in touch to find out more.

OTHER MATERIALS

Posters, leaflets and social media are the best way to promote your event, you can place them on your street, at nearby cafes, communities spaces (such as libraries) and your front window.

It gives you the material to show people on your street the amazing things they can do and get involved in.


Our Every One Every Day shops will be more than happy to promote your event with posters and leaflets.

THIS KITS INCLUDES:

- Poster & Leaflet 1 are ideal to let your neighbours know about the idea of a Play Street, and inviting them to get involved with the planning and organising of it.
- Poster & Leaflet 2 are perfect for putting up on and around your street once the Play Street has been organised to invite more of the neighbours and let them know about the planned road closure.



HOW WILL THIS WORK ON STREET



BRINGING PLAY STREET TO YOUR STREET

There are all sorts of ways this can work on your street and how it works may change depending on how big or small your Play Street is. Here are a few things you'll need to consider when getting ready.

WHEN

When is the best time for everyone? This is one of the trickier elements of planning Play Streets. If there's a large group, it's unlikely that you'll find a time which suits everyone perfectly, so deciding when it will be, needs to be done a few weeks in advance.

If you're closing your street, you'll need to take into account any objections to your preferred time, sometimes planning it on a weekend or in the evening makes this easier.

You'll also need to decide how long it's going to last for, a few hours, a whole day? Keeping in regular contact over WhatsApp and Facebook will help, and running polls online might be the fairest way to decide.



WHERE

Where can you hold your Play Street? Is your street on a main road, or in a cul de sac? Do you live in a block of flats? These will all make a difference as to where you can hold your Play Street.

If you live on a quiet street with not much traffic you should be able to close your street for a few hours so the kids can play there. If you live in a block of flats, is there a large shared outdoor space which you could use? If you live on a busy main road, then no worries, there are plenty of green spaces across Barking & Dagenham to use instead.

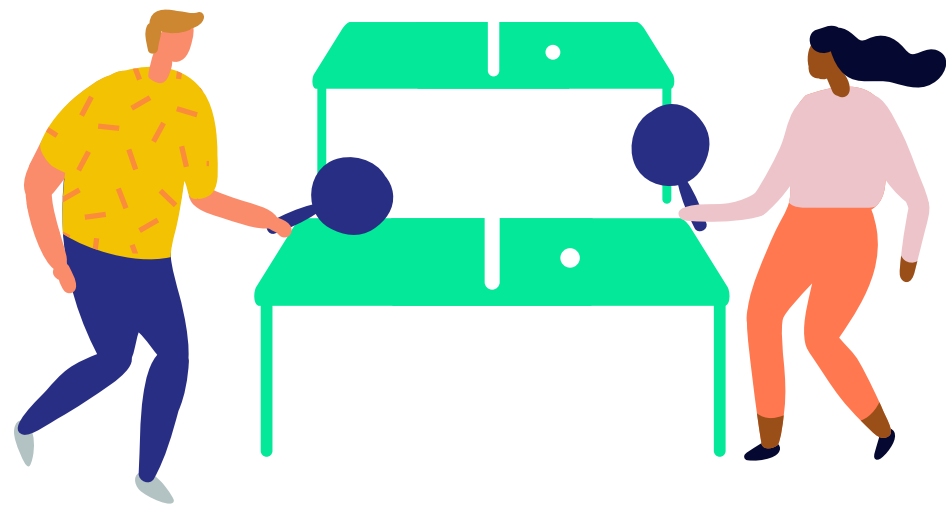
There's even been Play Streets in Barking Town Centre next to the library before, so check local spaces such as community centres, libraries and schools to see if you can use their outdoor spaces. If you need any help in finding a space just contact a member of the team.

WHO

Who is going to host the Play Street? Bear in mind some people may be more or less confident than others to host to begin with and that's fine. Everyone can still get involved, and there are lots of other roles people can play.

There will need to be groups for;

- Plans for the day.
- Organises the times for setting up.
- Organises the tidying up.
- Run different games and activities with the children.



WHAT

What will you need? With your Starter Kit your street will receive lots of child friendly games and safety things. Hoops, balls, chucks, skipping ropes to play with, a storage box to keep everything in and cones and high visibility jackets to keep the little ones safe.

You should also have the decorations and plastic cups and plates left over from your Street Party to make use of. You might need a few more things like a table if you're having snacks and a kitchen to make things in. Maybe something to play music from or chairs for when legs get tired from all the running around you'll be doing.

If you can find these on your street, great. But if not, there are more toys, games, and equipment you can borrow from Every One Every Day. If we don't have what you need we can help you find someone that does.



OTHER PROJECTS

Play Street works well with some of the other projects you can run on your street, particularly Shared Childcare, Story Box and Walking Bus. You can combine the resources of the four to do all sorts, so check them out. You can also bring in elements from most other projects. Maybe a table tennis tournament with the Instant Ping Pong kit, an amazing buffet with the Great Cook kit, or maybe you'll be playing in a green space that your street brought new life to with the Open Corners kit.



ROAD CLOSURES

Cars driving through your hopscotch session are really going to make things tricky. If you're planning on closing your road, you or someone on your street should have already had some experience of doing this from your Street Party. If it's not you try and find one of the people involved in organising the Street Party and speak to them about their experience.

If for whatever reason you can't get hold of anyone, get in touch with a member of the Every One Every Day team and they'll check whether your road can be closed for the day. Either way we'll help apply to the council to make it happen. This needs to be done at least a month before the closure so leave plenty of time for this.

ENJOY THE PROJECT

IF YOU HAVE QUESTIONS
OR NEED ANY HELP, PLEASE
CONTACT ONE THE TEAM OR
VISIT THE WEBSITE.

[WWW.WEAREEVERYONE.ORG/
TOMORROWTODAY](http://WWW.WEAREEVERYONE.ORG/TOMORROWTODAY)