

STARTER KIT

# OPEN CORNERS

TRANSFORMING GREEN CORNERS INTO COMMUNITY SPACES



# ABOUT THE PROJECT


Ever looked at bare patches of land dotted around our borough and thought more could be made of them? Is there a street corner near you crying out for a bit of love and care?

Open Corners sees residents transform patches of green into thriving pocket parks.

Whether you're a gardening pro or a fresh-faced novice, there's no right answer when it comes to greening community spaces. Local knowledge, a common-sense approach and a little imagination are all qualities that could be just as important as full on horticultural know-how! You and your neighbours will be supported by a Street Mentor along the way.



# WHAT'S IN THE KIT



2

1.2M RAISED  
BEDS



1

SPADE & FORK



1

50M HOSE PIPE  
WITH CART



1

WHEELBARROW




12

PAIRS OF  
GARDENING  
GLOVES



2

CHILDREN'S  
GARDENING SET



PROMOTIONAL  
MATERIALS



SUPPORT



WORKSHOP  
& TRAINING



INSURANCE



# WORKSHOPS & NETWORKS

To help with the planning and organising of your Tomorrow Today Street, a number of workshops have been designed and scheduled across a 5 week period. These workshops will be scheduled at different times and repeated each week so everybody has a chance to join in!

Workshops will be informative and informal, guiding you and your neighbours through the nitty gritty details of the projects work and how you can start them on your street.

Follow the link to keep updates: [https://www.facebook.com/pg/weareeveryone.org/events/?ref=page\\_internal](https://www.facebook.com/pg/weareeveryone.org/events/?ref=page_internal)

## HOW TO ORGANISE TOMORROW TODAY STREET

How to plan and organise a Tomorrow Today Street with your neighbours. Learn how to get others involved in your neighbourhood and start a team. We'll go through ways to asset map ideas to get you and your project started.

Some of the projects require online Health and Safety training which we will explain how to carry out and complete.



## HOW WE WORK

Learn about our principles and how they can help you to make your project inclusive and welcoming to all of your neighbours as the project grows.



## DIGITAL BRIEFINGS

Introduction to the digital tools you can use to support the Tomorrow Today Street projects. We'll go through the uses of different social media platforms and softwares, and follow easy steps.





## MEASURING YOUR SITE

Have a measuring tape to hand? Try setting it out on the floor in front of you and striding forward with one leg forward one metre. Try and remember how far the stride feels and then take one without the tape measure.

Lay the tape down next to your stride and see how close to one metre you can get with practice. Now take this new-found skill and take some strides around the Open Corner site!

Maybe a tree is 4 strides (4 metres) in from the road. Maybe the total area of the site is 7 strides by 6 strides. Taking a note of these measurements can make drawing a site plan of the Open Corner a simple task.



## WILDLIFE SURVEYS

Before starting work on our site, it can be a good idea to review which plants are already growing, which wildlife may be calling the site home, and how much wind, sun and rain the Open Corner is exposed to.

We'll look at different simple ways we can log these things and it can act as a great basis for planning how best to interact with the plot.



## DRAWING DESIGNS TOGETHER

Many of us can't draw and find it hard to visualise ideas and plans. However designs can be a great way of communicating group decisions and helping those working on the site to keep to the agreed plan.

There are simple tools we can use to develop designs together in a way that incorporates everyone's thoughts





## BUILDING RAISED BEDS

We'll be working with a wonderful raised bed kit and in this workshop we'll be developing the best practice to use when making them.



## PLANTING IN RAISED BEDS

Now you have your surveys, design and raised beds - it's time to consider a planting plan! Companion planting is a concept that looks at which plants enjoy growing side-by-side and which can't stand each other!


Did you know cucumbers and tomatoes hate growing together?! But that tomato and basil love it!. There's so much growing knowledge on your street residents it can be an exciting chance to grow all manner of classic or unusual plants.



## HOW TO MANAGE AN OPEN CORNER


With your mentor's help, your communication and design methods should develop organically as there's no one-size-fits-all approach to Open Corners.

As we learn together, we'll start to discover how best to work alongside our neighbours in a fruitful way. We can also share tips that other street teams have developed across other Open Corner sites.





# THE BIGGER PICTURE





# ABOUT EVERY ONE EVERY DAY

For the past two years Every One Every Day has been working with people across the borough, joining together to share skills, start projects and make friends. Residents have been pouring their creativity and energy into these projects, ranging from cooking, making, sewing, playing, growing, sharing, composting, film and writing.

## WHAT IS EVERY ONE EVERY DAY ABOUT?

There are five high street shops around the borough and one large public makerspace called The Warehouse in Thames.

People pop in to have a cup of tea and share their project or collaborative business idea and then work with the design team.

Over the last two years the project has grown a large enthusiastic network of over 6000 local people, who are doing practical things together to make everyday life better for everyone.

So far more than 150 neighbourhood projects have started with lots of local people participating, with as much or as little support as needed, including cooking, beekeeping, growing, making, repairing and much more.

Many small things done by many people really add up, and really do make friendly, healthy and happy neighbourhoods.

Lots of wonderful things are being achieved by local people, families, friends and neighbours!

## HOW DOES EVERY ONE EVERY DAY WORK?

Practical hands on ideas – not lots of meetings Every One Every Day builds on the ‘hands on’ projects that people have been creating over the last few years in their own neighbourhoods. These types of projects welcome people from all walks of life.

These projects include:

- Sharing skills, spaces and resources.
- Families working and playing together.
- Batch cooking and community meals.
- Food growing and tree planting.
- Trading, making and repairing.





# HOW IT WORKS



1

APPLY TO BECOME A TOMORROW TODAY STREET WITH A SIMPLE FORM

2

TALK TO THE TEAM ABOUT HOW THE PROJECT WORKS

3

YOU'LL GET 3 STARTER KITS SENT TO YOU WHEN YOU CONFIRM

4

CREATE CONTACT LISTS THROUGH FLYERS AND POSTERS

5

START WORKING ON 3 PROJECTS WHEN THEY ARRIVE

6

ONLINE ACCREDITED TRAINING FOR YOUR TEAMS

7

LAUNCH STREET PARTY

8

HOLD WORKSHOPS WITH NEIGHBOURS TO SURFACE SKILLS AND IDEAS

9

CHOOSE FROM 21 OTHER PROJECTS WITH YOUR 20 POINTS

10

LEARN WITH OTHER TOMORROW TODAY STREETS





# INCLUSIVE PRINCIPLES

HOW THE TOMORROW TODAY STREETS WILL WORK WITH NEIGHBOURS AND THE EVERY ONE EVERY DAY TEAM

**1**

**OPEN TO EVERYONE  
- NOT EXCLUSIVE GROUPS OR CLUBS**

Anyone can start a Tomorrow Today Street, as long as you live in the borough you're ready to go! If you need help connecting with your neighbours to get started the Neighbourhood Shop Teams are ready to help.

**2**

**EVERYONE IS VALUED, ON AN EQUAL FOOTING**

The whole street matters! Starting a Tomorrow Today Street means creating space for everyone to have a say in picking projects, planning and taking part.

**3**

**PROJECTS THAT BENEFIT THE WHOLE STREET  
- NOT JUST INDIVIDUAL HOUSEHOLDS**

The projects are designed to work together and benefit everyone in your street. The Starter Kits are full of great bits for everyone on your street to use, it's important to make sure that material and equipment are accessible and are easy to borrow and keep safe.

**4**

**PRACTICAL SPEEDY WAYS OF WORKING IN PROJECT TEAMS - NOT COMMITTEES**

It's important that when planning the projects to start on your street, you and your neighbours share responsibility and make decisions together so you can get started quickly. Different people will form small teams around each project, and those who are actively involved will have the most influence over the decisions.

**5**

**CHILDREN ENCOURAGED TO BE INVOLVED IN PRACTICAL PROJECTS AS MINI-MAKERS  
- NOT JUST SPECTATORS**

There's always something for the kids! Across the 24 projects you'll find lots of activities that children and young people can host, take part in, learn from and enjoy! At Every One Every Day children are mini-makers, creating, learning and sharing their skills.

**6**

**SUPPORT FROM EVERY ONE EVERY DAY**

The Every One Every Day team will help you every step of the way. They will support your street with lots of tools, ideas and plans to kick off your Tomorrow Today Street the right way. We're learning and researching together to make everyday life better in your street.



# BIG TEAMING ON YOUR STREET

Every person on your street has something amazing they can contribute to making Tomorrow Today Street wonderful! Big teaming is a different way of working, the aim is to get as many people in your street benefiting and contributing from these practical projects as soon you can.

Often with neighbourhood projects committees are established to control and direct activity. This is mostly done because small groups may be managing money and some kind of governance is required. Working through committees often leaves people working on them exhausted, it can slow things down, and make it hard to move things from talking to action and cause people to lose interest.

The Tomorrow Today Street project is set up so that people can get things done and done quickly, not wasting any precious enthusiasm.

The Starter Kits come complete with equipment, materials, insurance and support so there is no need for governance around money in the usual way.

The aim of big teaming is to allow smaller groups of people to collaborate together on individual projects that engage their skills and ideas and fit within their daily life. For example 4 people may come together to start a bread making project like Loaf — that bakes regularly and shares this bread with neighbours. Another set of neighbours may come together to plant and look after an orchard, share the harvest or arrange jam making. A group of parents may collaborate to start a walking bus.

As the teams and projects grow - many people will participate and be involved, get to know their neighbours and share ideas, food, skills and friendships.

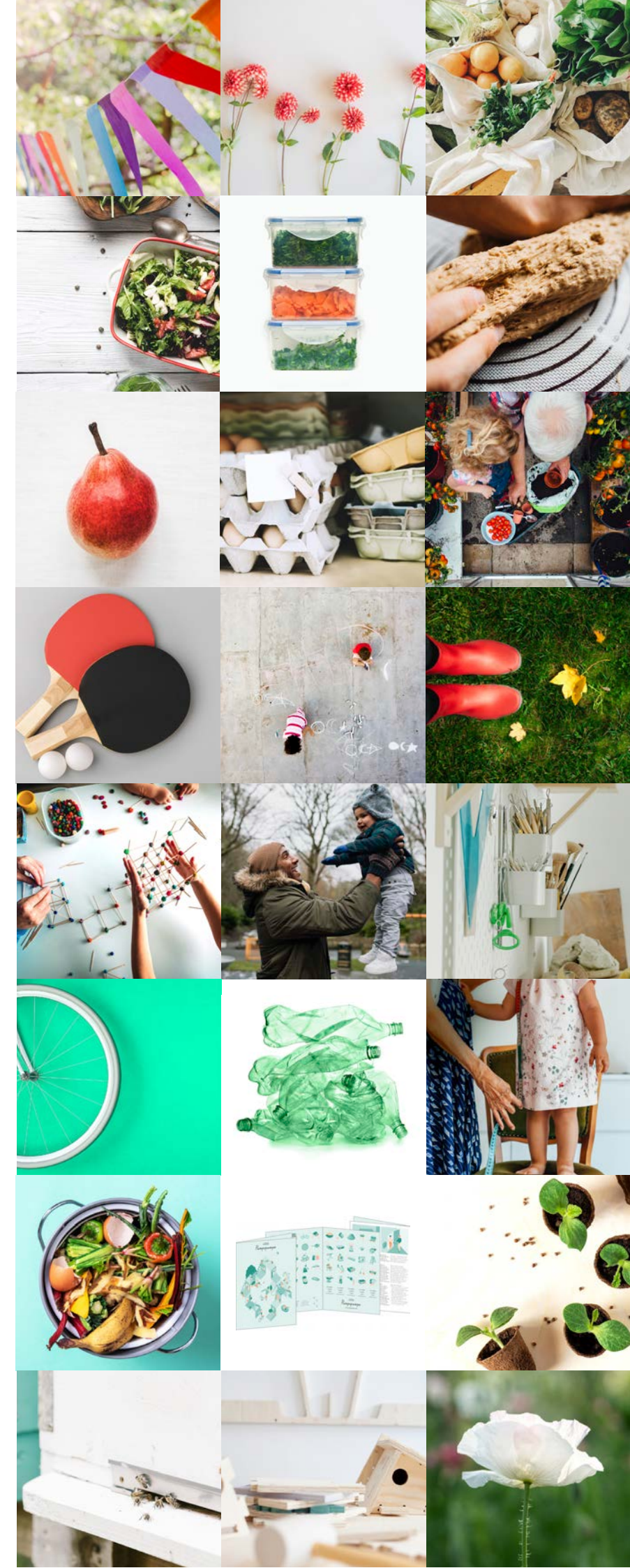
Every Tomorrow Today Street has automatic projects which will help neighbours get to know one another better. Decisions will

need to be made about which other projects will be chosen for your street.

The Every One Every Day team will arrange a workshop for your street where this can be discussed and projects chosen. Importantly, skills and enthusiasms will need to be gathered from people who attend the workshop and those who couldn't make it.


If three people come forward during this process and want to start one of the projects together, all efforts should be made to make this happen as quickly as possible.

The aim is to get as many people in your street benefiting and contributing from these practical projects as you can.





# TOOLS TO ACT






# DIGITAL TOOLS

There are many digital tools you can use to help you and your neighbours stay organised, plan together, share ideas and show your street to the world.

You will learn exactly how each digital tool could help you and which one is best for your street in the Digital Briefing Workshop (see workshop section).

The Every One Every Day team will help you set up to organise your tomorrow today streets using some of these platforms.



## MIGHTY NETWORK

A social platform where you can organise as a street, document your progress and find all information regarding workshops.



## WHATSAPP

A great app for sending instant messages and pictures, Whatsapp is a great tool to chat and organise with your neighbours.



## INSTAGRAM

You can use Instagram as a photodiary, sharing lovely pictures of your street with family, friends and the world!



## MONDAY.COM

A great planning website which will help you create task lists with deadlines and assign roles to each person on your team. You can create a Monday's board with your Street Mentor so they can help you plan and stay on track.




## MURAL

A giant online notepad you can use to draw plans, create moodboards and workflows.



# RESEARCH

SHARE THE STORY OF YOUR STREET



**BECOMING A MEMBER OF EVERY ONE EVERY DAY**

As your Tomorrow Today Street grows and more of your neighbours become involved, it's important that they become members of Every One Every Day so they are covered by the insurance policy and can take part in the programmes evaluation. A simple online digital sign up form has been created for you to share at sessions.

**INTERESTING RESEARCH ROLES**

Research isn't just about writing notes and recording numbers. You and your neighbours can take on different roles to keep track of your project and showcase all the amazing work you'll be doing together. The Photographer, The Counter, The Maker and The Writer are all roles for people to find creative ways to tell your streets story.

- How many seeds/bulbs/plants have been planted?
- How many people took part?
- Take a picture of your plants as they grow.
- Make a list of new tips and skills you learn together.

**EVERY ONE EVERY DAY PRIVACY POLICY**

Download and share the privacy policy with neighbours taking part in sessions so they know exactly how their information will be used.



# HEALTH & SAFETY

When working outdoors we must ensure we take precautions to stay safe. The Every One Every Day mentor and wider team will work with residents to review work activities and ensure no unduly risky, unprepared or unnecessary tasks are taking place.

A RUN-DOWN OF HOW WE COULD APPROACH TASKS MIGHT BE:

A CHAT AND REVIEW OF THE SPACE YOU HAVE IN MIND, DISCUSSING ANY SAFETY CONCERNS.

SOME CHECKS MADE WITH THE COUNCIL ABOUT THE SPACE.


YOUR MENTOR SUPPORTS YOU AND HELPS YOUR TEAM WITH DESIGN SESSIONS TO COMMUNICATE YOUR RISK ASSESSMENTS TO YOUR NEIGHBOURS AND GAIN THEIR INSIGHT IN TURN.

ONCE AN OUTLINE DESIGN HAS BEEN PUT TOGETHER WE'LL HELP YOU SHARE THESE IDEAS WITH THE WIDER GROUP OF NEIGHBOURS TO ENSURE THAT EVERYONE IS HAPPY, AND TO GATHER FURTHER SUPPORT FOR KEEPING YOUR SPACE TIDY AND CLEAN.





# GETTING NEIGHBOURS INVOLVED





# ROLES IN YOUR STREET

Tomorrow Today Street projects include a variety of roles that allows different people on your street to get involved in ways that best match their individual interests, skills and abilities. Here are some examples of roles that you might need for your street.

## TEA MAKER

You will have the very important role of spreading positivity and putting smiles on faces by making and sharing warm beverages as everyone joins in with activities, sessions and games.

## MEETER & GREETER

Help your neighbours feel welcomed as they show interest and join in with your project.

## PHOTOGRAPHER

As the photographer, your role will be to capture memories and moments that shows your street as you take part in projects together. Ideas: how neighbours make decisions, how ideas grow and how much fun you have and what you learn during projects.



**GAMES MASTER  
(HEAD OF GAMES)**



**BEE  
BUDDY**



**STORYTELLER**



**CHICKEN  
WHISPERER**



**FIRST  
AIDER**



**PING PONG  
PLAYER**



**SHOPPER**



**WASHER  
UPPER**



**COOK**





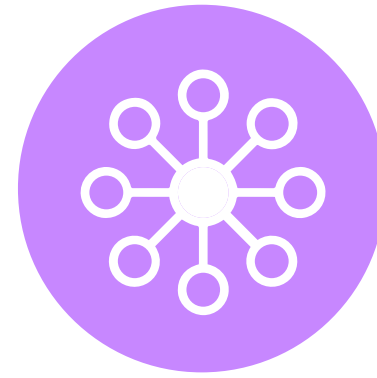
PHOTOGRAPHER



NATURE  
LOVER



TEA  
MAKER



CONNECTOR



RECYCLER



COMPOSTER




MEETER &  
GREETER



CLOTHES  
MENDER



FILM  
MAKER



BADGE  
MAKER



BAKER



KNITTER



WRITER



DIY  
EXPERT



RESEARCHER



DOG  
WALKER



LISTENER



MAKER

# HOW TO COMMUNICATE

There are as many ways to communicate as there are ways to help each other out! For your group conversations, you can use a WhatsApp or Facebook group that everyone can join to stay up to date.

People over the world have different ways to talk to their neighbours, from putting up a note on their windows to writing nice messages on post-it notes... let your imagination fly!

A phone call to check in, a chat over the fence or on the street are also all good ways to share some neighbourliness.

For the less tech savvy amongst the group, these add a personal touch that all the other formats may not, so don't underestimate how far a text can go!

There are loads of ways to get neighbours involved, and a simple conversation is usually a good way to get things going. If there are neighbours you know that have children around a similar age, a knock on the door and a quick chat never goes a miss.

You can also put one or several posters up on your street to describe what the project is about and how your neighbours can get involved.



## WHATSAPP

Whatsapp groups have become very popular because they allow people to send and receive messages, pictures, videos and voice notes.

Your Street Mentor can help you moderate your group if you need or give you advice on how to manage the group.

## LEAFLETS, POSTERS & NEWSPAPERS

Posting leaflets through doors, and putting posters in the area helps inform those who you may not reach through door knocking.

You can leaflet to get people involved in your Tomorrow Today Street or inform them of an upcoming event.

## FACEBOOK

You may want to create a private Facebook page, it's a popular way people can share videos, photos and plan! It's also a good way to create events and keep track of whose coming along to sessions.

It's also a great way to save memory on your phones and computers by keeping it all online.

## NEXT DOOR APP

The app is localised, so people living on nearby streets can recommend message each other, reach out for support or invite people to events.



# GETTING OTHER PEOPLE INVOLVED

Don't forget that some of your neighbours might not be online so phone calls and chats over the fence or on the streets are also a good way to communicate and get people thinking about the future together.

It's really useful to have a way of staying in touch with everyone who's involved. Some people may want to be super involved, and others may want to help out for a little and take a pause, whatever the circumstance, you'll need to have an easy way to talk to each other.

## BUDDY UP

There may be some people that aren't online, or have access to the internet that you've spoken to about the project. To keep them in the loop, buddy that person up with someone who preferably lives nearby who can hand deliver the message, or give them a ring about important changes, meetings and fun goings-on.



## MEETINGS

It's very easy for meetings to become a bit tiresome! But residents have developed all sorts of ways of keeping meetings light and efficient. They remain a great way of checking in, supporting each other and making group decisions to get things done!

- Set a time and try to stick to it.
- At the start of your meeting decide as a group what you want to discuss but leave space at the end for comments.
- Take it in turns keeping notes.
- If there is time prepare refreshments together.
- Bring inspirational prompts, you can even use music.

Remember this is a group project so we'll help to ensure no residents are left in a position whereby they're having to take on control of group decision-making and that opportunities are spread equally through the group.

# MAKE MAGIC COMBINATIONS WITH NEIGHBOURS BY MIXING UP PROJECTS TOGETHER!



## PIZZA PARTY

**OPEN CORNERS**

PLANTED WITH  
TOMATOES & HERBS

+

**STREET PARTY**

ITALIAN STYLE

+

**PLAY STREET**

IN THE PARTY



## CHIPS AND KETCHUP

**OPEN CORNERS**

PLANTED WITH  
POTATOES & TOMATOES

+

**GREAT COOK**

BATCH SAUCE  
MAKING

+

**OPEN TABLE**

PICNIC STYLES



# PROMOTIONAL MATERIALS

THESE BRIGHT AND COLOURFUL LEAFLETS AND POSTERS WILL HELP YOU GET YOUR NEIGHBOURS EXCITED AND LET THEM KNOW THEIR ROAD IS ABOUT TO BECOME A TOMORROW TODAY STREET!

## INDOOR & OUTDOOR POSTERS

Waterproof and regular posters to catch your neighbours eye as they walk by. Pick a lamp post that gets a lot of traffic!

## LEAFLETS

Pop these leaflets through your neighbours door.

## NEWSPAPERS

Once you and two of your neighbours have started, you will be sent 30-50 newspapers to get even more people involved. The newspapers contain a breakdown of all 24 projects and all the introduction information.

## CONTACT CARDS

A small card for you to write your name, email or phone number so your neighbours can get in touch to find out more.



# OTHER MATERIALS

Posters, leaflets and social media are the best way to promote your event, you can place them on your street, at nearby cafes, communities spaces (such as libraries) and your front window.

It gives you the material to show people on your street the amazing things they can do and get involved in.

Our Every One Every Day shops will be more than happy to promote your event with posters and leaflets.


## THIS KITS INCLUDES:

- Posters 1 & Leaflet 1 are a way of engaging with your neighbors letting them know about the project and if they'd like to get involved or would like to share their ideas.
- Posters 2 & Leaflet 2 gives you another chance to invite your neighbours to join on a co-design with what to do with your communal green space.





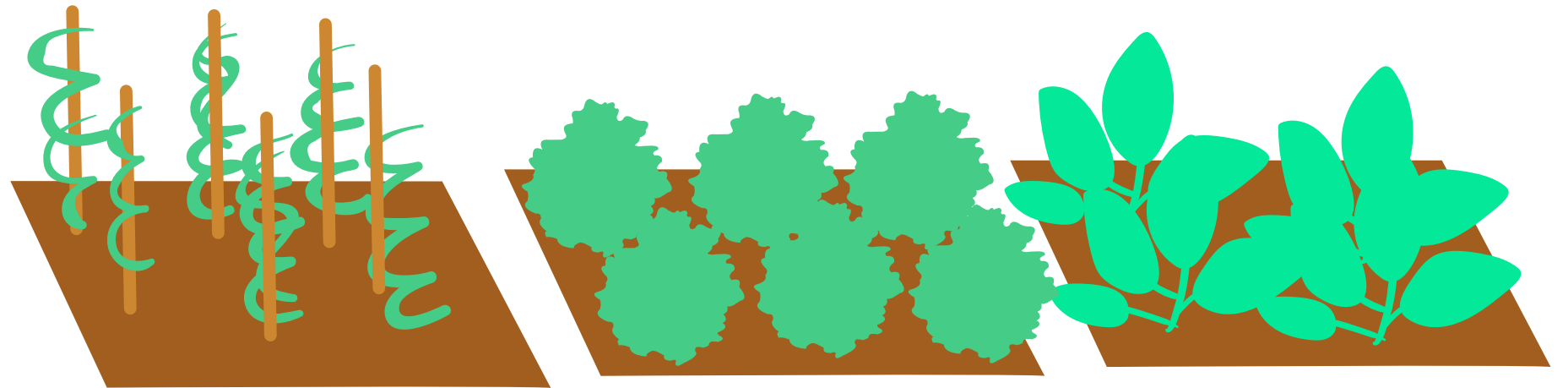
# HOW WILL THIS WORK ON STREET



# DISTRIBUTING AND SHARING MATERIALS

Before your Starter Kit arrives on your street (yay!) it's best to develop a plan of action for how to store or distribute the items when they arrive. If there's somewhere accessible to everyone that could be perfect or else choose a neighbour's house that can be made available.

We'll work to develop a simple log of items, it can help everyone keep on top of sharing items. It can also be a chance for residents to note any items they have that they would be willing to share or contribute to the Open Corner site.



## WATERPOINT

The 50m reach of the hose will hopefully provide a few options as to potential waterpoints for the site.

If you're within a close distance of one of our Every One Every Day Shops across the borough we can even site the waterpoint in our shop gardens and provide the water for free.

## TOOL STORE

The tools and wheelbarrows will need a secure place to be stored which we can work out between us all.

This could be in someone's house nearby or there may be a solution to be found on the site itself.

## SOIL & COMPOST

There could be different solutions for soil and compost for our Open Corner. Local free sites like Freegle, Freecycle can be great sources of free materials. We've also got great links with other green projects that we know of or support across the borough where we can explore soil links.

ChipDrop are a service where local arborists and tree surgeons donate large amounts of woodchip to local green projects. Woodchip can be great mulch around trees, provide borders to raised beds or paths across our Open Corner. All of these are just a start, there's much more we can explore together.



# IDEAS FOR GREEN SPACES

## INSECT HOTELS

These wonderful structures can provide the hub for all the useful critters that can lend a helping hand in your Open Corner. It could shelter anything from hedgehogs to toads, solitary bees to bumblebees, and ladybirds to woodlice.



## WILDFLOWER MEADOW

A great way to transform a plain grassy area is to sow wildflowers and create a spring-time transformation. Not only do they look beautiful, they provide an abundance of food for pollinators.

<https://theconversation.com/you-can-rewild-your-garden-into-a-miniature-rainforest-imagine-newsletter-4-119150>



## BIRD FEEDERS & BOXES


Providing hanging bird feeders in your garden is an excellent way to feed seeds, peanuts and specialist seed mixes to the more agile species such as Blue Tits, Greenfinches and House Sparrow.

What better way to indicate to beautiful local birdlife that it is welcome in your Open Corner than to build them their own homes. The species you attract will depend on the location, the type of box, and the size of the entrance hole.



## LIVING WALLS

Living Walls can look incredible and are a great way to get a large amount of plants into a small urban space. The modern versions of these features have a number of different styles - using felt pockets, pots or stacked cells to make the structure to house your plants.



## NESTS

Learn how to make hazel/willow nests - they can form a feature of your Open Corner, for growing plants or even as a home for a feathery friend.

## TREE GUARDS

Trees need protecting in their early years: from predators like sheep or deer; from high winds; and from being out-competed by other plants. Compostable tree guards might be an even better idea





# OTHER OPEN CORNERS

Open Corners often represent the gateway to our streets, the first thing we see as we approach home. They can set the tone for the kind of streets we want to live on and the kind of neighbours we want to be. We've found that getting involved in an Open Corners project can really invigorate a group of residents and inspire some beautiful transformations, improving the happiness and wellbeing of everyone as a result. They can also be a great place to learn and a try out new ideas - maybe offering chances to bring some learning back to bring inspiration to your own garden or window sill!



## THOMAS ARNOLD CORNER

Kick-started by students of all ages at Dagenham's Thomas Arnold Primary School, this Open Corner features established fruit trees, a willow fence and wildflower beds, all developed through design and work sessions with the school children and wider community.



## PEOPLE'S CORNER

People's Corner has been an evolving, much-used, precious green space on Church Elm Lane, Dagenham. Now home to herb beds, sweet potato beds and a bespoke garden area for use by the local nursery.


Resident co-designs for the space include further tree-planting so watch this space for autumn/winter tree-planting sessions in 2020!



## WESTBURY COMMUNITY SPACE

This wonderful patch of green in Barking has seen events focusing on activities as diverse as 'Tree Planting' and building habitat for 'Butterflies & Bugs.'

The transformation from dumping ground to valuable community resource is in full swing with more exciting plans in the mix for 2021.



## WILD GARDEN

The creativity in Barking's Wild Garden has to be seen to be believed with colourful decorations to be spotted around planters and high up in the trees.

Tyres have been transformed, beds built & filled and signage put up leading to great community participation.



# THE WAREHOUSE GARDEN

Picture Chelsea Flower Show. At its centre, a beautiful beacon of future ecological sustainability applying the principles of democratic design to urban farming.

Minus a few details you've just pictured "Gardening will save the world", a collaboration between IKEA and Tom Dixon - world renowned designer - who was on show at Chelsea in 2019.

This same installation has now been rebuilt at the heart of one of London's busiest industrial and development sites, maintained and developed by local residents taking its principles across the borough, making Barking and Dagenham greener, more sustainable and more collaborative.

You've just pictured "Gardening will save the world" at the Every One Every Day Warehouse on Thames Road in Barking.

To help fire your imagination, designer Tom Dixon describes the installation as "... an experimental model for growing plants in the urban environment. Aiming to give back to cities and create productive landscapes within urban zones, the garden includes a raised modular landscape with edible and medicinal plants and an enclosed based garden fuelled by hydroponic systems and controllable lighting".

After the Flower Show closed its doors on the 25th May, this iconic installation - all 6000 parts of it (including 4000 plants and trees) - was transported to the Warehouse in Barking to be reconstructed piece by piece by local residents.

These residents, 40 of whom attended the Flower Show and completed shifts at the installation, have developed a codesign for how the planters have been replanted and have been tending to the plants over the last year.

In August 2020, in collaboration with the University of East London Arena programme, irrigation experts Aardra (meaning water in Sanskrit!) met with residents to plan the integration of moisture-sensitive drip irrigation across the garden to free up time for residents to focus on plant care and design beyond simply watering the plants.

If all of this sounds like exciting, collaborative work, you're welcome to join in and get involved in this Open Corner open to all across the borough and beyond. 'Potting Shed' sessions take place weekly in the Warehouse where other residents can welcome you to the garden, introduce you to the design and integrate you into the plan of action. Get involved!





# ENJOY THE PROJECT

IF YOU HAVE QUESTIONS  
OR NEED ANY HELP, PLEASE  
CONTACT ONE THE TEAM OR  
VISIT THE WEBSITE.

[WWW.WEAREEVERYONE.ORG/  
TOMORROWTODAY](http://WWW.WEAREEVERYONE.ORG/TOMORROWTODAY)